


VIEW OF YOUR ENTIRE PROGRAM | INVOICES ARE REVIEWED, APPROVED, AND PAID IN A TIMELY MANNER | ALLEVIATES THE NEED FOR MANUAL TIME
PROVIDES FINANCIAL TRANSPARENCY | STAY IN TOUCH BY ACCESSING THE PROGRAM FROM ANY MOBILE DEVICE | PROVIDES A TOP DOWN OVERVIEW
SUMMING REPORTS | STORE ALL YOUR AIRCRAFT DOCUMENTS IN ONE LOCATION | TRACK EXPENSES, DISCOVER TRENDS, DRAW COMPARISONS |
VIEW OF YOUR ENTIRE PROGRAM | INVOICES ARE REVIEWED, APPROVED, AND PAID IN A TIMELY MANNER | ALLEVIATES THE NEED FOR MANUAL TIME
PROVIDES FINANCIAL TRANSPARENCY | STAY IN TOUCH BY ACCESSING THE PROGRAM FROM ANY MOBILE DEVICE | PROVIDES A TOP DOWN OVERVIEW
SUMMING REPORTS | STORE ALL YOUR AIRCRAFT DOCUMENTS IN ONE LOCATION

marsreportingsystem.com



**My
Aircraft
Reporting
System**





MY AIRCRAFT REPORTING SYSTEM

TRUST THROUGH **TRANSPARENCY**

TRANSPARENCY THROUGH **INNOVATION**

INNOVATION THROUGH **ADAPTATION**



MARS is an intuitive global Web Application designed for private and fractional aircraft owners, flight departments, and charter operators.

Each aircraft has a micro-site of their own to view and report on operational expenses, flight activities, and charter revenue providing owners with the ability to generate accurate profit loss statements.

Management has complete control of the information and has the ability to update owners profiles and aircraft details.



MARS BENEFITS



PROVIDES FINANCIAL TRANSPARENCY | STAY IN TOUCH BY ACCESSING THE PROGRAM FROM ANY MOBILE DEVICE | PROVIDES A TOP DOWN OVERVIEW OF YOUR ENTIRE PROGRAM | INVOICES ARE REVIEWED, APPROVED, AND PAID IN A TIMELY MANNER | ALLEVIATES THE NEED FOR MANUAL TIME CONSUMING REPORTS | STORE ALL YOUR AIRCRAFT DOCUMENTS IN ONE LOCATION | TRACK EXPENSES, DISCOVER TRENDS, DRAW COMPARISONS |

PROVIDES FINANCIAL TRANSPARENCY | STAY IN TOUCH BY ACCESSING THE PROGRAM FROM ANY MOBILE DEVICE | PROVIDES A TOP DOWN OVERVIEW OF YOUR ENTIRE PROGRAM | INVOICES ARE REVIEWED, APPROVED, AND PAID IN A TIMELY MANNER | ALLEVIATES THE NEED FOR MANUAL TIME CONSUMING REPORTS | STORE ALL YOUR AIRCRAFT DOCUMENTS IN ONE LOCATION | TRACK EXPENSES, DISCOVER TRENDS, DRAW COMPARISONS |

- Provides financial transparency. With the ability to load and store invoice source documents.
- Ability to quickly monitor your aircrafts performance with the intuitive dashboard.
- Store all your aircraft documents in one location.
- Monitor and stay ahead of operational cost increases such as maintenance and fuel.
- Input and report against annual operating budgets and historical data.
- Monitor and report on annual charter activity fluctuations allowing you to more effectively plan for maintenance and crew training events.
- Provides top down overview of your entire program providing aircraft management with the information they need to react to changing market conditions in a timely manner.
- Management can now communicate effectively with their aircraft owners by providing the level of professional financial reporting they are accustomed to seeing in their businesses.
- Easily import data via API'S from any accounting or flight operational software such as FOS, Microsoft GP, Quick Books, and any other software.
- Alleviates the need for manual time-consuming reports.
- Customize your reports to only show the information your owners want to see.
- Aircraft owners are provided information at a level of reporting they can trust.
- Invoices are reviewed, approved, and PAID in a timely manner.
- Sort and provide detail individual trip expense reports allowing corporations to accurately allocate trips and their expenses to individuals or departments.
- Stay in touch by accessing the program from any mobile device.
- Owners can confirm aircraft availability by viewing their aircraft's activity schedule remotely.
- Track expenses, discover trends, draw comparisons.
- Help speed reporting cycles, increase compliance and reduce costs.
- Real time aviation reporting software anywhere anytime.
- Slice and dice management and financial reports, and drill down into the details.

VIEW OF YOUR ENTIRE PROGRAM | INVOICES ARE REVIEWED, APPROVED, AND PAID IN A TIMELY MANNER | ALLEVIATES THE NEED FOR MANUAL TIME
 PROVIDES FINANCIAL TRANSPARENCY | STAY IN TOUCH BY ACCESSING THE PROGRAM FROM ANY MOBILE DEVICE | PROVIDES A TOP DOWN OVERVIEW
 CONSUMING REPORTS | STORE ALL YOUR AIRCRAFT DOCUMENTS IN ONE LOCATION | TRACK EXPENSES, DISCOVER TRENDS, DRAW COMPARISONS |
 VIEW OF YOUR ENTIRE PROGRAM | INVOICES ARE REVIEWED, APPROVED, AND PAID IN A TIMELY MANNER | ALLEVIATES THE NEED FOR MANUAL TIME
 PROVIDES FINANCIAL TRANSPARENCY | STAY IN TOUCH BY ACCESSING THE PROGRAM FROM ANY MOBILE DEVICE | PROVIDES A TOP DOWN OVERVIEW
 CONSUMING REPORTS | STORE ALL YOUR AIRCRAFT DOCUMENTS IN ONE LOCATION | TRACK EXPENSES, DISCOVER TRENDS, DRAW COMPARISONS |

PROVIDES FINANCIAL TRANSPARENCY | STAY IN TOUCH BY ACCESSING THE PROGRAM FROM ANY MOBILE DEVICE | PROVIDES A TOP DOWN OVERVIEW OF YOUR ENTIRE PROGRAM | INVOICES ARE REVIEWED, APPROVED, AND PAID IN A TIMELY MANNER | ALLEVIATES THE NEED FOR MANUAL TIME CONSUMING REPORTS | STORE ALL YOUR AIRCRAFT DOCUMENTS IN ONE LOCATION | TRACK EXPENSES, DISCOVER TRENDS, DRAW COMPARISONS |

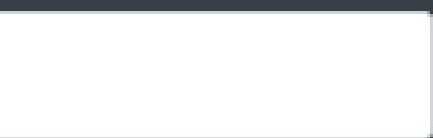


Tail Number

VIEW OF YOUR ENTIRE PROGRAM | INVOICES ARE REVIEWED, APPROVED, AND PAID IN A TIMELY MANNER | ALLEVIATES THE NEED FOR MANUAL TIME
PROVIDES FINANCIAL TRANSPARENCY | STAY IN TOUCH BY ACCESSING THE PROGRAM FROM ANY MOBILE DEVICE | PROVIDES A TOP DOWN OVERVIEW
CONSUMING REPORTS | STORE ALL YOUR AIRCRAFT DOCUMENTS IN ONE LOCATION | TRACK EXPENSES, DISCOVER TRENDS, DRAW COMPARISONS |
VIEW OF YOUR ENTIRE PROGRAM | INVOICES ARE REVIEWED, APPROVED, AND PAID IN A TIMELY MANNER | ALLEVIATES THE NEED FOR MANUAL TIME
PROVIDES FINANCIAL TRANSPARENCY | STAY IN TOUCH BY ACCESSING THE PROGRAM FROM ANY MOBILE DEVICE | PROVIDES A TOP DOWN OVERVIEW
CONSUMING REPORTS | STORE ALL YOUR AIRCRAFT DOCUMENTS IN ONE LOCATION | TRACK EXPENSES, DISCOVER TRENDS, DRAW COMPARISONS |



My 
Aircraft
Reporting
System

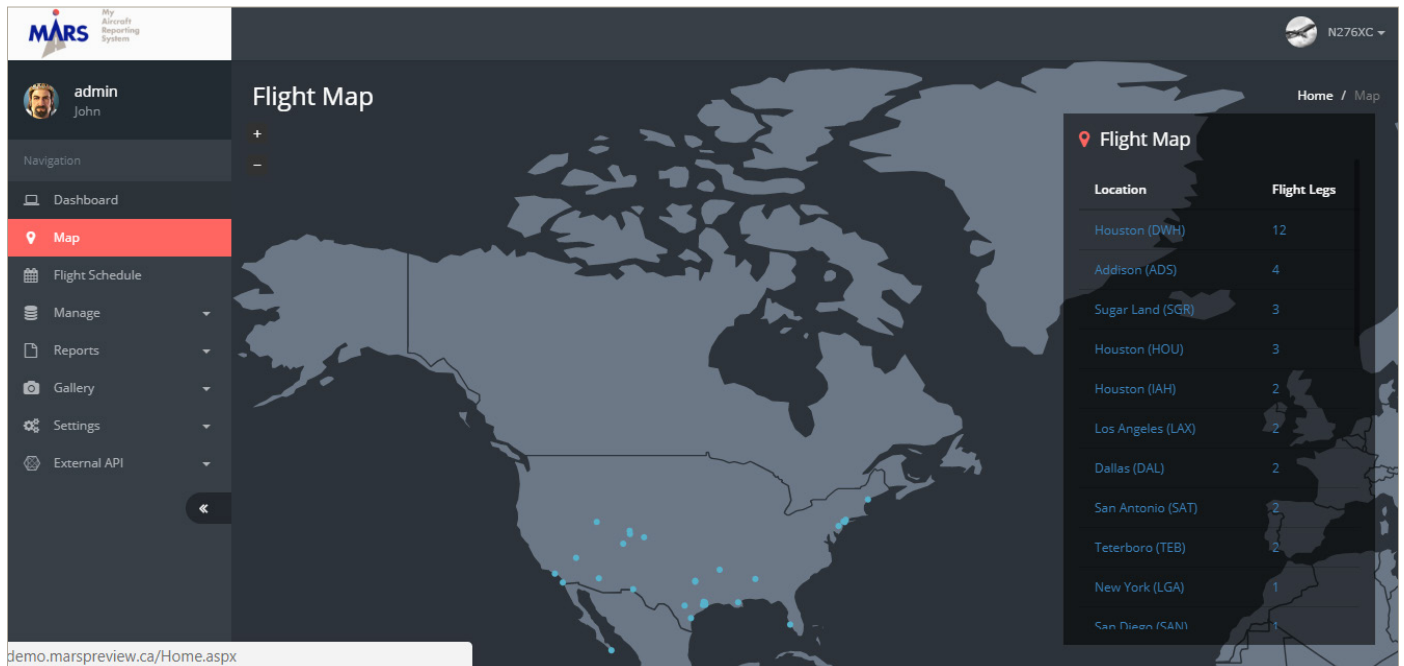


Flights by Sight

See where your, or your client's, aircraft has flown in the past month – and where it will fly next month – to get a truly visual experience.



My Aircraft Reporting System



Prepare, Analyze, and Visualize with MARS

Prepare: Unify all of your aircraft data from multiple sources into one central location in which data is stored and professionally managed.

Analyze: View the interactive dashboard and reports for rich analysis.

Visualize: Data comes to life through charts and graphs.

Flight Schedule

Calendar: February 2018

Sun	Mon	Tue	Wed	Thu	Fri	Sat
28	29	30	31	1	2	3
			Flight # 12685244	Flight # 12685244X		
4	5	6	7	8	9	10
Charter (DWH, SLC, PWM, HOT, DWH) Flight #: 12952202				Charter (DWH, SAT) Flight #: 12973714		
11	12	13	14	15	16	17
Charter (SAT, DWH) Flight #: 12987776				Charter (DWH, HOU, SJD, LAX, LAX, HOU, DWH) Flight #: 12905730		

Flight Activity

Flight Search Filters

Type: All Location: All Month: All All Date Range: Start Date to End Date

Apply

Flights for N600LP

+ Add Import Hide non-data columns

Show 10 entries Copy CSV Print Search:

Flight #	Log #	Type	Date	Route	Flight Hrs.	Lead Passenger	Itinerary	Flight Log	
12072921		Owner	09/10/2017	DWH-SAN	5.60	Peed Mgt			Edit Delete
12072933		Maintenance	09/17/2017	IAH	0.30	Mx			Edit Delete
12073830		Owner	08/31/2017	DWH-	6.50	RDP			Edit Delete

Financial Reporting

Management can now communicate more effectively with their aircraft owners by providing the level of professional financial reporting they are accustomed to seeing in their businesses.



My Aircraft Reporting System

Profit and Loss Report

Month: February 2018 | Date Range: [] to []

[Apply] [Download]

Charter Revenue

Category	Amount
Charter Revenue	\$180,792.00

Date	Flight #	Quantity	Rate	Total	CreditMemo
2018-01-31	12685244	1.7	7,000.00	26,568.00	CMemo_2018-02-28
2018-02-04	12952202	11.4	7,000.00	58,824.00	CMemo_2018-02-28
2018-02-15	12905730	9.9	7,000.00	95,400.00	CMemo_2018-02-28

Fixed Costs

Invoices

Filters: Year: All | All | [Apply]

Invoices for N600LP

[+ Add] [Import] [Hide non-data columns]

Show: 10 entries | [Copy] [CSV] [Print] | Search: []

Invoice #	PDF	Type	Date	Due	
10023275		Fuel	9/21/2017	9/21/2017	[Edit] [Delete]
10981667-21101	[PDF]	Fuel	9/18/2017	9/18/2017	[Edit] [Delete]
10988187-21101	[PDF]	Fuel	9/19/2017	9/19/2017	[Edit] [Delete]
109920000-21101	[PDF]	Fuel	9/19/2017	9/19/2017	[Edit] [Delete]

Intuitive Reporting

Provides a top down overview of your entire program providing aircraft management with the information they need to react to changing market conditions in a timely manner.

The screenshot shows the 'Aircraft Activity Report' page. The left sidebar contains a navigation menu with 'Reports' selected. The main content area has a 'Select Data' section with a dropdown for 'February 2018' and an 'Apply' button. Below this is a table of flight activity for February 2018.

Log #	Flight	Date	Client	Hours	Flight Detail	
⊖	12685244	Jan 31	Charter	1.70	Houston, Placida	
		Departure Date	Arrival Date	Starting Location	Arrival Location	Hours
		2018-01-31 22:31:00	2018-02-01 00:29:00	Houston	Placida	1.7
⊕	12685244X	Feb 01	Charter	3.50	Placida, Houston, Dallas, Houston	
⊕	12952202	Feb 04	Charter	11.40	Houston, Salt Lake City, Portland, Hot Springs, Houston	
⊕	12973714	Feb 08	Charter	0.70	Houston, San Antonio	

The screenshot shows the 'Account Balance' page. The left sidebar contains a navigation menu with 'Reports' selected. The main content area has a 'Month' dropdown set to 'February 2018' and an 'Apply' button. Below this is a table showing the account balance details.

Activity	Date	Amount	Balance
Balance Forward			\$87,193.61
Funds Received	3/5/2018	\$112,806.39	\$200,000.00
Current Report Activity		\$26,353.92	\$226,353.92
Current Fund Balance			\$226,353.92
Funds Required			\$200,000.00
Replenishment Amount Due			\$0.00

PROVIDES FINANCIAL TRANSPARENCY | STAY IN TOUCH BY ACCESSING THE PROGRAM FROM ANY MOBILE DEVICE | PROVIDES A TOP DOWN OVERVIEW OF YOUR ENTIRE PROGRAM | STORE ALL YOUR AIRCRAFT DOCUMENTS IN ONE LOCATION | TRACK EXPENSES, DISCOVER TRENDS, DRAW COMPARISONS OF YOUR ENTIRE PROGRAM | INVOICES ARE REVIEWED, APPROVED, AND PAID IN A TIMELY MANNER | ALLEVIATES THE NEED FOR MANUAL TIME CONSUMING REPORTS | STORE ALL YOUR AIRCRAFT DOCUMENTS IN ONE LOCATION | TRACK EXPENSES, DISCOVER TRENDS, DRAW COMPARISONS OF YOUR ENTIRE PROGRAM

marsreportingsystem.com



**My
Aircraft
Reporting
System**

209 Saint James Park
Osprey, Florida 34229

Lawrence Binns

C 416-871-8011
E lawrence@marsreportingsystem.com
T 416-385-3080 [TORONTO]
T 941-412-4006 [FLORIDA]
E gord@marsreportingsystem.com
W marsreportingsystem.com